

# Version 7.1908

Date available on Pearson VUE Hosted Server: **Thursday, August 22, 2019**

Potential date available for Remote Deployment Installations:

**Why is there a delay of releases for remote deployment installations?**  
There is usually a slight delay of releases for remote deployment installations while code is compiled and packaged into an installer package.

This list is a summary of **planned** changes for the release and the final list of changes included may be different. Please check back **after** the release date for the complete list of changes included.

Please be sure to review the **Known Issues** page to see a list of any continuing defects seen in the application.

**Links to updated help topics**  
See **Updated help topics in this release** at the bottom of the page. A list of all the help topics that were updated in this release are listed with links to the topics.

## Release Updates

### Enhancements

Click the links below to expand the explanation for the enhancement.

- ✓ [Edit Exam Group Name in pop-up window](#)

#### Pages/Feature:

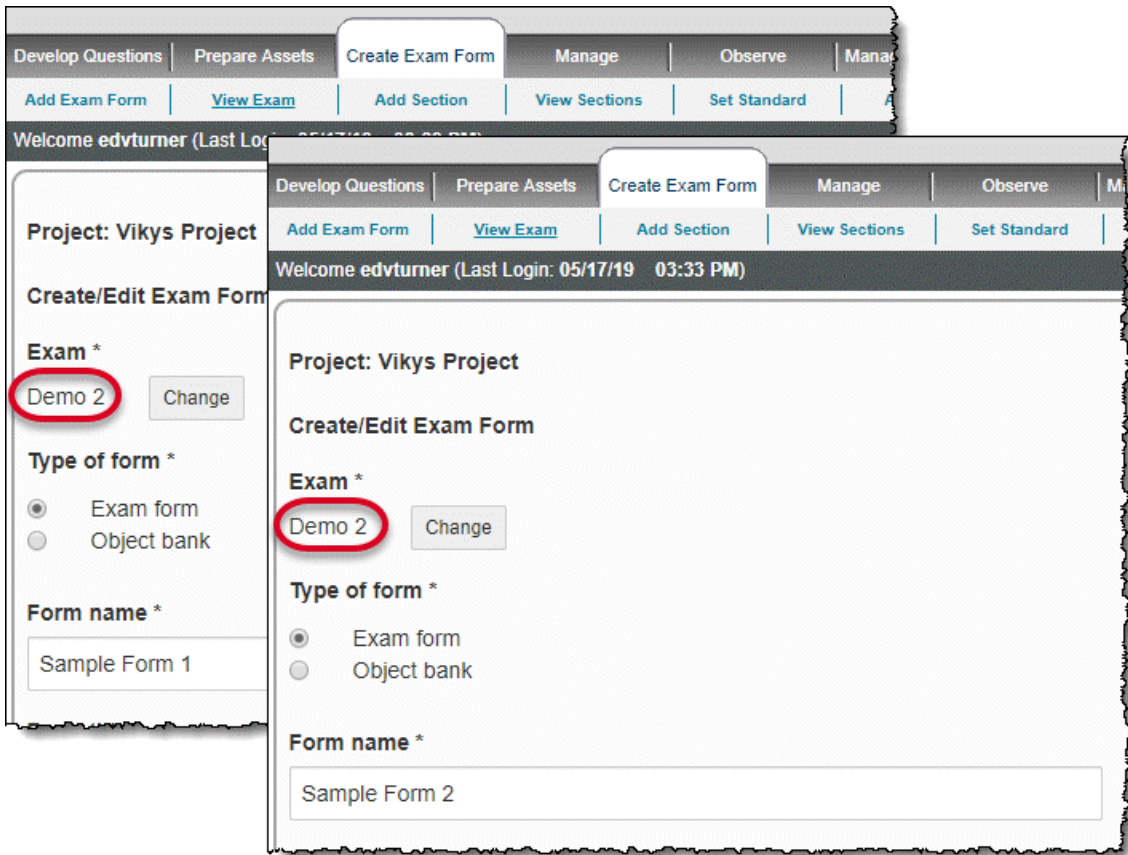
Exam Forms

#### Description:

When users edit the exam group name using the **Edit Exam Name** pop-up window and click **Save**, the exam group is updated for all the exams in the exam group. No new revisions of the exams are created.

The screenshot shows the 'Exam Forms' page in the Pearson VUE application. The page title is 'Exam Forms' and the project is 'Project: Vikys Project'. The page contains a table of exam forms with columns: Exam, Form Name, Form Title, Contents, Created On, and Status. The first row shows 'Demo 2' with '3' contents and a 'Draft' status. A red circle highlights the 'Demo 2' entry, and a red arrow points to a pop-up window titled 'Exam'. The pop-up window contains a text input field labeled 'Enter Exam Name' with 'Demo 2' entered, and 'Save' and 'Cancel' buttons.

Exam	Form Name	Form Title	Contents	Created On	Status
Demo 2			3	7/25/2019	Draft
			3	7/25/2019	Draft



See the [Add an Exam Form](#) topic for details.

✓ [Export objective idents using blueprint IDs in QTI](#)

**Pages/Feature:**

Exam Form Node Global Configuration

**Description:**

When exporting exam QTI, users now have the ability to **export objectives** using the system generated objective idents, or using the **blueprint ID as the objective idents**. This applies to both QTI templates and QTI exam forms.

Exam Editor Manage Templates History

Show ReadOnly nodes  
 Expand/Collapse nodes

Exam - Nesting

- ExamForm - Nesting
  - Section - Section Intro
  - Section - Section 1
  - Section - Section 2

### ExamForm - Nesting

Ident : Nesting

Title : Nesting

Version :

Resource Container : +

Global Configuration Item Metadata Exam Metadata Qti Metadata

Font face : Tahoma

Font size : 9

Background Color : White

Mathml Export Type : Image

Apostrophe :  Convert right and left single quotes into an apostrophe

Export Default Language Items As Exhibits :  Check to Export

Font face: Tahoma

Font size: 9

**Export Objectives :  Check to Export**

- Use system generated objective idents
- Use blueprint ID for objective idents

Export Question Enemies :  Check to Export

Export Revision Code :  Check to Export

Export Min/Max Value For Multi Choice Items :  Check to Export

Help Rubric(s) :

Add Item

Note: If an item is shared across exam forms, the setting of the first exam form will apply to the item. Language of the first Exam will be used for all Exams in the Project.

This solution was created to solve a client specific issue where the results import process is hard-coded to only accept specific objective idents from results. This solution allows the client to use the blueprint ID as the objective ident.

#### Sample QTI using the system generated objective idents

```
<objectives ident="2199583">
  <flow_mat>
    <material>
      <mattext>1 Establishing data policies</mattext>
    </material>
  </flow_mat>
</objectives>
<objectives ident="2199584">
  <flow_mat>
    <material>
      <mattext>2.A Define policies</mattext>
    </material>
  </flow_mat>
</objectives>
<objectives ident="2199642">
  <flow_mat>
    <material>
      <mattext>2 Managing data supply</mattext>
    </material>
  </flow_mat>
</objectives>
<item ident="786491">
  <pearsonvue:objectivesref linkrefid="2199583" />
  ...
</item>
<item ident="786492">
  <pearsonvue:objectivesref linkrefid="2199642" />
  ...
</item>
<item ident="786493">
  <pearsonvue:objectivesref linkrefid="2199584" />
  ...
</item>
```

Sample QTI using the blueprint ID for objective idents

```
<objectives id="1">
  <flow_mat>
    <material>
      <mattext>1 Establishing data policies</mattext>
    </material>
  </flow_mat>
</objectives>
<objectives id="2.A">
  <flow_mat>
    <material>
      <mattext>2.A Define policies</mattext>
    </material>
  </flow_mat>
</objectives>
<objectives id="2">
  <flow_mat>
    <material>
      <mattext>2 Managing data supply</mattext>
    </material>
  </flow_mat>
</objectives>
<item id="786491">
  <pearsonvue:objectivesref linkrefid="1" />
  ...
</item>
<item id="786492">
  <pearsonvue:objectivesref linkrefid="2" />
  ...
</item>
<item id="786493">
  <pearsonvue:objectivesref linkrefid="2.A" />
  ...
</item>
```

See the [ExamForm Node Global Configuration tab](#) topic for details.


▼ [Preserve incomplete review / validation data during batch edit](#)

**Pages/Feature:**

Batch Edit

**Description:**

Added the **Preserve incomplete review data** option to allow Project Managers to make a change via the Batch Edit feature and not require a re-review by reviewers when a new revision is created.



Use this feature when a Project Manager makes a change via Batch Edit that creates a new revision of an item that has already been advanced or returned by a reviewer. The Project Manger can determine the change is not significant enough to require all the reviewers to re-review the item. This feature creates a new revision of the item, but it does not clear out the review data for the current state on the user tracking tab. Reviewers are not required to re-review the item. The same number of reviewers are still required to trigger a state change for the item.

See the [Edit Properties of Multiple Items](#) topic for details.

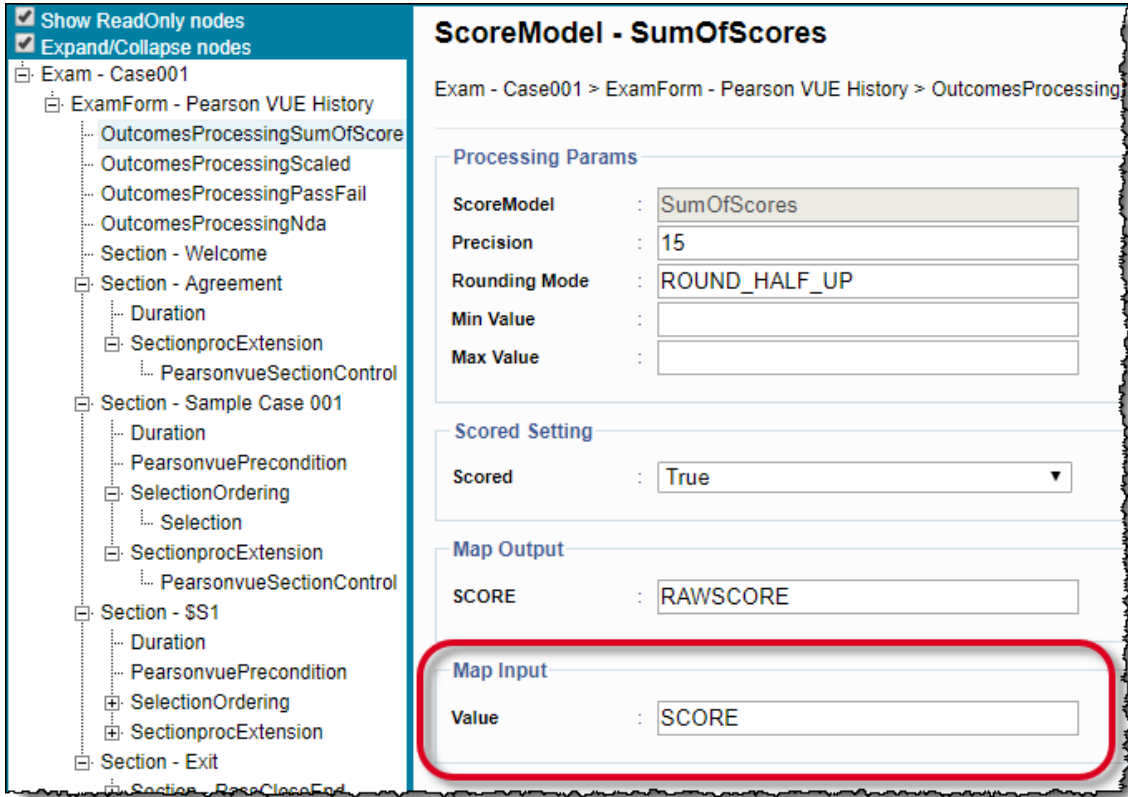
map\_input for SumOfScores outcomes processing model

Pages/Feature:

ScoreModel (SumOfScores)

Description:

Users can now edit the value of the <map\_input> element which was previously always generated with the value SCORE in the QTI output. This feature works for exam forms, templates, and DT Templates.



Sample QTI previous <map\_input> element

```
<outcomes_processing scoremodel="SumOfScores">
<outcomes>
<decvar varname="SCORE" vartype="Integer" />
</outcomes>
<map_output varname="SCORE">RAWSCORE</map_output>
<objects_condition>
<pearsonvue_outcomes_scored scored="true" />
<map_input>SCORE</map_input>
</objects_condition>
<processing_parameter pname="precision">15</processing_parameter>
<processing_parameter pname="rounding_mode">ROUND_HALF_UP</processing_parameter>
</outcomes_processing>
```

Sample QTI new <map\_input> element

```
<outcomes_processing scoremodel="SumOfScores">
<outcomes>
<decvar varname="SCORE" vartype="Integer" />
</outcomes>
<map_output varname="SCORE">RAWSCORE</map_output>
<objects_condition>
<comparison.outcomes_scored scored="true" />
<map_input>obj1_1</map_input>
</objects_condition>
<processing_parameter pname="precision">15</processing_parameter>
<processing_parameter pname="rounding_mode">ROUND_HALF_UP</processing_parameter>
</outcomes_processing>
```

## Fixed Defects

Click the links below to expand the explanation for the defects.

### ✓ [Duplicated Placeholder Sections Not Assigning Correctly](#)

#### **Pages/Feature:**

Build QTI

#### **Description:**

Sections added in templates, using Duplicate Section feature on Build QTI page, are not getting assigned correctly in Exam. Child sections are duplicated twice. This problem has been fixed.

### ✓ [Advance Properties: Min/Max not exporting QTI correctly](#)

#### **Pages/Feature:**

Item Advanced Properties

#### **Description:**

In QTI export, Min and Max Response settings when set to Not Set come out as number of correct options. This has been fixed to set the Min response to 1 and Max response to the number of options.

### ✓ [Matching Item Crashing on Submit](#)

#### **Pages/Feature:**

Modify Questions - Matching item type

#### **Description:**

When "Create task for modification of any question from Group" is enabled in a Project then modifications made to Matching item types is giving error on Submit. This problem has been fixed.

## Updated help topics in this release

The following help topics were updated in this release. Click the link to view the details on each topic.

- [Add an Exam Form](#)
- [Modify QTI Settings](#)
- [ExamForm Node Global Configuration tab](#)
- [Edit Properties of Multiple Items](#)

