


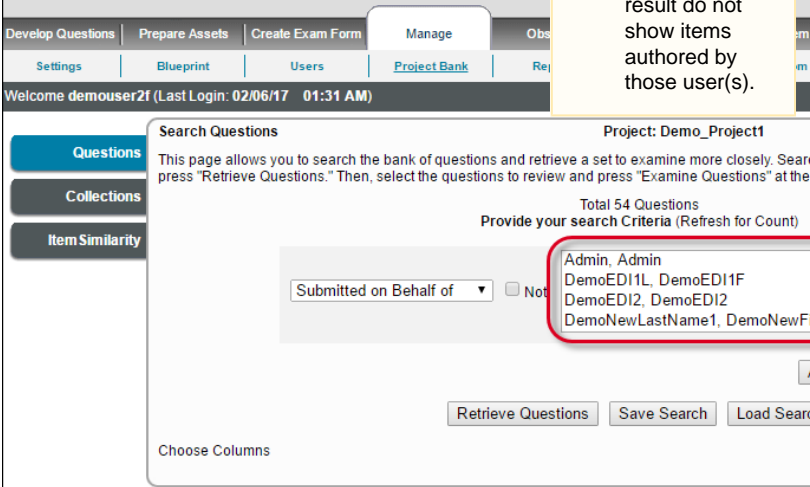
## 5.4.1.2 Search Criteria Used for Items in ExamDeveloper

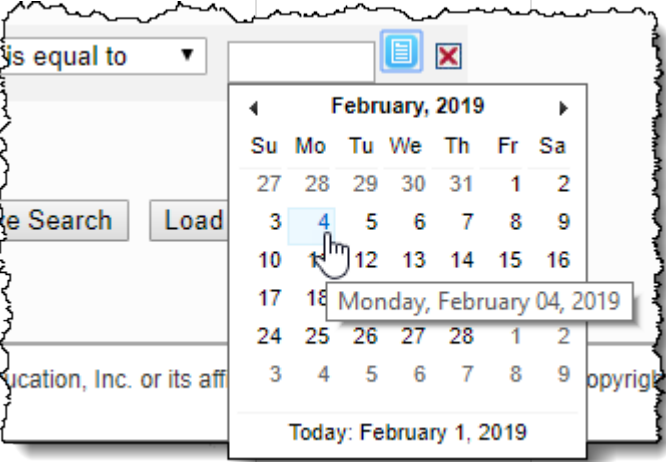
Each search criterion is associated with a set of possible operators, each of which can also be excluded by selecting the **Not** check box:

Search Criterion	Searches Questions Based on	Available Operators	Selection type (Single/Multiple options)	Search Results
<b>Question ID</b>	Question ID (integer)	Drop-down: is equal to is less than is greater than is between	Single	A list of items with the specified Question ID.
<b>Language</b>	Language Group and/or Language Code	Drop-down: is equal to is less than is greater than is between	Single	A list of items with the specified Language Groups or Language Codes.
<b>Blueprint ID</b>	Blueprint ID	Drop-down: Level 1 Node name Level 2 Node name Level 3 Node name . . so on till the last Level Node.  <b>A new list box appears listing the various blueprint names (IDs and labels) at the selected blueprint level allowing selection of multiple blueprint nodes.</b>	Multiple	A list of items with the specified Blueprint ID(s).
<b>Type</b>	Type of item	Drop-down: MCQ, One Correct Option MCQ, Multiple Correct Options Pull-down List Shared Option List (R-Type) Constructed Response / Oral Point And Click Matching Display-Type Fill In The Blank Enhanced Matching Spreadsheet External Compound	Single	A list of items of the selected type.

<b>State</b>	The state of the item	List box:  Draft Review Returned (This text may appear using other words, depending on the text provided in the <b>Reject State Text</b> setting of the Item Bank's configuration) Validate Completed Imported Obsolete	Multiple	A list of items having the selected State(s).
<b>Review State</b>	Review State	List box: Review States available for the selected project.	Multiple	A list of items having the selected Review State(s).
<b>Stem text</b>	All or some of the text in the Question Stem	Drop-down:  contains does not contain is equal to is not equal to begins with does not begin with	Single	A list of items with Stems containing the specified words in the specified sequence.
<b>Option text</b>	All or some of the text in the Answer Options	Drop-down:  contains does not contain is equal to is not equal to begins with does not begin with	Single	A list of items with Answer Options containing the specified words in the specified sequence.
<b>Correct Answer Text</b>	All or some of the text in the correct Answer Option(s)	Drop-down:  contains does not contain is equal to is not equal to begins with does not begin with	Single	A list of items with the correct Answer Option(s) containing the specified words in the specified sequence.
<b>Option Count</b>	Number of Answer Options on the item	Drop-down:  is equal to is less than is greater than is between	Single	A list of items with the specified number of Answer Options.
<b>Referenced As Exhibit</b>	Question ID of Exhibit item	Drop-down:  is equal to is less than is greater than is between	Single	A list of Display-Type items with the specified Question ID(s) if they have been attached as exhibits to any item in the current project.
<b>Question Metadata</b>	Metadata name	Drop-down: Select one of the metadata names used in the project.  <b>A new drop-down will appear with the following options:</b> contains is equal to begins with	Single	A list of items having the specified metadata content.

<b>Reference</b>	Reference(s) name(s)	List box: Select from the list of references used in the project.	Multiple	A list of items having the specified reference(s).
<b>Contains Graphic</b>	One or more assets	List box: Select from the list of assets names used in the project.	Multiple	A list of items having the specified asset(s).
<b>Comments</b>	Comment Tags and Comments associated with item(s)	<p><b>Select a comment flag from the first drop-down:</b>  Free text  External ID  Need to work on  Missing graphic  Need to verify references  Multiple correct answers</p> <p><b>Select the operator from the drop-down and then provide the comment text to search:</b>  contains  does not contain  is equal to  is not equal to  begins with  does not begin with</p>	Single	A list of items having the specified words in the specified sequence in the selected comment type.
<b>External ID</b>	External ID of the item	Drop-down:  contains does not contain is equal to is not equal to begins with does not begin with	Single	A list of items with the specified External ID.
<b>Editable On</b>	Project name(s)	List box: List of projects under the current Item Bank.	Multiple	A list of items editable in the selected projects.

<p><b>Submitted on Behalf of</b></p>	<p>Name of the user(s) on whose behalf, the item was submitted by another user</p>	<p>You can search for items submitted on behalf of particular user(s) via the <b>Submitted on Behalf of</b> drop-down option, selecting user name(s) from the list and clicking the <b>Retrieve Question</b> button. The list contains names of users enabled in the current project.</p>	<p>Multiple</p>	<p>A list of items submitted on behalf of the specified user(s).</p> <div data-bbox="1235 233 1479 548" style="border: 1px solid yellow; padding: 5px;"> <p> Only those items are listed, which were submitted on behalf of the selected user(s). The result do not show items authored by those user(s).</p> </div>
 <p>The screenshot shows the 'Search Questions' page for 'Project: Demo_Project1'. It includes a navigation menu with 'Settings', 'Blueprint', 'Users', 'Project Bank', and 'Retrieve Questions'. A sidebar on the left has 'Questions', 'Collections', and 'Item Similarity'. The main content area has a 'Submitted on Behalf of' dropdown menu with a list of users: Admin, Admin; DemoED11L, DemoED11F; DemoED12, DemoED12; DemoNewLastName1, DemoNewFi. Below the dropdown are buttons for 'Retrieve Questions', 'Save Search', and 'Load Search'.</p>				
<p>The <b>Search on Behalf of</b> search criteria can be enabled or disabled via the <b>Search</b> tab under <b>Manage Setting Configuration</b>. This determines whether or not this option is visible in pages with search functionality.</p>				
<p><b>Written by</b></p>	<p>Name of the user(s) who has/have written the items</p>	<p>List box: Select one or more names from the list of users. This list contains all active and disabled users in the project.</p>	<p>Multiple</p>	<p>A list of items written by the specified user(s).</p>
<p><b>Reviewed by</b></p>	<p>Name of the user(s) who has/have reviewed the items</p>	<p>List box: Select one or more names from the list of users. This list contains all active and disabled users in the project.</p>	<p>Multiple</p>	<p>A list of items reviewed by the specified user(s).</p>
<p><b>Validated by</b></p>	<p>Name of the user(s) who has/have validated the items</p>	<p>List box: Select one or more names from the list of users. This list contains all active and disabled users in the project.</p>	<p>Multiple</p>	<p>A list of items validated by the specified user(s).</p>

<p><b>Date Written</b></p>	<p>Date on which the item was written</p>	<p>Drop-down:  is equal to  is less than  is greater than  is between</p> <p>The date can be manually entered in the MM/DD/YYYY format or chosen using the calendar tool.</p> 	<p>Single</p>	<p>A list of items with a creation date according to the selected operator and specified date.</p>
<p><b>Date Last Modified</b></p>	<p>Date on which the last modifications were made to the item</p>	<p>Drop-down:  is equal to  is less than  is greater than  is between</p> <p>The date can be manually entered in the MM/DD/YYYY format or chosen using the calendar tool.</p>	<p>Single</p>	<p>A list of items with the last modification date according to the selected operator and specified date.</p>
<p><b>Quality Rating</b></p>	<p>Quality Rating of the item</p>	<p>Drop-down:  is equal to  is less than  is greater than  is between</p> <p><b>A Quality Rating drop-down appears where values can be selected from the below:</b>  0 Stars  0.5 Stars  1 Stars  1.5 Stars  2 Stars  2.5 Stars  3 Stars  3.5 Stars  4 Stars  4.5 Stars  5 Stars</p>	<p>Single</p>	<p>A list of items with a Quality Rating according to the specified value.</p>

<b>Angoff value</b>	Angoff Value of the item	Drop-down: is equal to is less than is greater than is between	Single	A list of items with an Angoff value according to the specified numeric value.
<b>On Collection</b>	Collection(s) name(s)	List box: Select one or more collections from the list for this project.	Multiple	A list of items belonging to the specified collection(s).
<b>Belongs to Case</b>	Case(s) name(s)	List box: Select one or more cases from the list for the current project.	Multiple	A list of items belonging to the specified case(s).
<b>Case Exhibit Text</b>	All or some of the text in the case text	Drop-down: contains does not contain is equal to is not equal to begins with does not begin with	Single	A list of items in case(s) having the Case Text with the specified words in the specified sequence.
<b>Belongs to Exam Section</b>	Exam Section(s) name(s)	List box: Select one or more sections from the list for the project.	Multiple	A list of items belonging to the specified Exam Section(s).
<b>Belongs to Exam Form</b>	Exam Form(s) name(s)	List box: Select one or more exam forms from the list for the project.	Multiple	A list of items belonging to the specified exam form(s).
<b>Order on Exam</b>	Sequence number at which the item appears on an exam form	List box: The list of exam forms present in the project is provided as a drop-down and the user must select one of them.  Drop-down: is equal to is less than is greater than is between	Single	Item with the specified order number on the specified exam form, viewed on <b>Examine Question</b> page.
<b>Analysis Group</b>	Analysis Group(s) name(s)	List box: The list of analysis groups present in the parent Item Bank is displayed.	Multiple	A list of items having statistics belonging to the selected analysis group(s).

<p><b>Question Difficulty</b></p>	<p>Item Difficulty (valid value from 0 to 1)</p> <p>Describes how easy or difficult the item really is.</p>	<p>List box: The list of existing analysis sets present in the project is provided and the user can choose one or more before applying the operator.</p> <p>Drop-down:</p> <p>is equal to (Latest)  is equal to (Default)  is equal to (Most Candidates)  is less than (Latest)  is less than (Default)  is less than (Most Candidates)  is greater than (Latest)  is greater than (Default)  is greater than (Most Candidates)  is between (Latest)  is between (Default)  is between (Most Candidates)</p>	<p>Multiple</p>	<p>A list of items having Item Difficulty according to the selected operator and the specified value.</p>
<p><b>Question Discrimination</b></p>	<p>Question Discrimination (valid value from -1 to +1)</p> <p>The correlation describing the relationship between responses to an item and the total score on the test.</p>	<p>List box: The list of existing analysis sets present in the project is provided and the user can choose one or more before applying the operator.</p> <p>Drop-down:</p> <p>is equal to (Latest)  is equal to (Default)  is equal to (Most Candidates)  is less than (Latest)  is less than (Default)  is less than (Most Candidates)  is greater than (Latest)  is greater than (Default)  is greater than (Most Candidates)  is between (Latest)  is between (Default)  is between (Most Candidates)</p>	<p>Multiple</p>	<p>A list of items having Question Discrimination according to the selected operator and the specified value.</p>


<p><b>Question Candidates(N)</b></p>	<p>Question Candidates (N) (valid value is a positive integer greater than 0)</p> <p>The number of examinees who would correctly answer the item.</p>	<p>List box: The list of existing analysis sets present in the project is provided and the user can choose one or more before applying the operator.</p> <p>Drop-down:</p> <p>is equal to (Latest) is equal to (Default) is equal to (Most Candidates) is less than (Latest) is less than (Default) is less than (Most Candidates) is greater than (Latest) is greater than (Default) is greater than (Most Candidates) is between (Latest) is between (Default) is between (Most Candidates)</p>	<p>Multiple</p>	<p>A list of items having Question Candidates (N) according to the selected operator and the specified value.</p>
<p><b>IRT A (Item Response Theory)</b></p>	<p>Discrimination parameter (valid value from -8 to +8)</p> <p>Describes how effectively the item can discriminate between highly-proficient and less proficient examinees.</p>	<p>List box: The list of existing analysis sets present in the project is provided and the user can choose one or more before applying the operator.</p> <p>Drop-down:</p> <p>is equal to (Latest) is equal to (Default) is equal to (Most Candidates) is less than (Latest) is less than (Default) is less than (Most Candidates) is greater than (Latest) is greater than (Default) is greater than (Most Candidates) is between (Latest) is between (Default) is between (Most Candidates)</p>	<p>Multiple</p>	<p>A list of items having IRT A according to the selected operator and the specified value.</p>



<p><b>IRT B (Item Response Theory)</b></p>	<p>Threshold parameter (valid value from -8 to +8)</p> <p>Describes how easy or difficult the item really is.</p>	<p>List box: The list of existing analysis sets present in the project is provided and the user can choose one or more before applying the operator.</p> <p>Drop-down:</p> <p>is equal to (Latest)  is equal to (Default)  is equal to (Most Candidates)  is less than (Latest)  is less than (Default)  is less than (Most Candidates)  is greater than (Latest)  is greater than (Default)  is greater than (Most Candidates)  is between (Latest)  is between (Default)  is between (Most Candidates)</p>	<p>Multiple</p>	<p>A list of items having IRT B according to the selected operator and the specified value.</p>
<p><b>IRT C (Item Response Theory)</b></p>	<p>Guessing parameter (valid value from -8 to +8)</p> <p>Describes how likely candidates are to be able to guess the correct answer.</p>	<p>List box: The list of existing analysis sets present in the project is provided and the user can choose one or more before applying the operator.</p> <p>Drop-down:</p> <p>is equal to (Latest)  is equal to (Default)  is equal to (Most Candidates)  is less than (Latest)  is less than (Default)  is less than (Most Candidates)  is greater than (Latest)  is greater than (Default)  is greater than (Most Candidates)  is between (Latest)  is between (Default)  is between (Most Candidates)</p>	<p>Multiple</p>	<p>A list of items having IRT C according to the selected operator and the specified value.</p>

<p><b>Option Candidates (N)</b></p>	<p>Option Candidates (N) (valid value is a positive integer greater than 0 and not exceeding the value of Question Candidates for the item)</p> <p>The number of candidates who chose a certain Answer Option.</p>	<p>List box: The list of existing analysis sets present in the project is provided and the user can choose one or more before applying the operator.</p> <p>Drop-down:</p> <p>is equal to (Latest)  is equal to (Default)  is equal to (Most Candidates)  is less than (Latest)  is less than (Default)  is less than (Most Candidates)  is greater than (Latest)  is greater than (Default)  is greater than (Most Candidates)  is between (Latest)  is between (Default)  is between (Most Candidates)</p>	<p>Multiple</p>	<p>A list of items having Option Candidates (N) according to the selected operator and the specified value.</p>
<p><b>Option Score</b></p>	<p>Option Score (valid value from -99 to +9999)</p> <p>The score of the Answer Option.</p>	<p>List box: The list of existing analysis sets present in the project is provided and the user can choose one or more before applying the operator.</p> <p>Drop-down:</p> <p>is equal to (Latest)  is equal to (Default)  is equal to (Most Candidates)  is less than (Latest)  is less than (Default)  is less than (Most Candidates)  is greater than (Latest)  is greater than (Default)  is greater than (Most Candidates)  is between (Latest)  is between (Default)  is between (Most Candidates)</p>	<p>Multiple</p>	<p>A list of items having Option Score according to the selected operator and the specified value.</p>

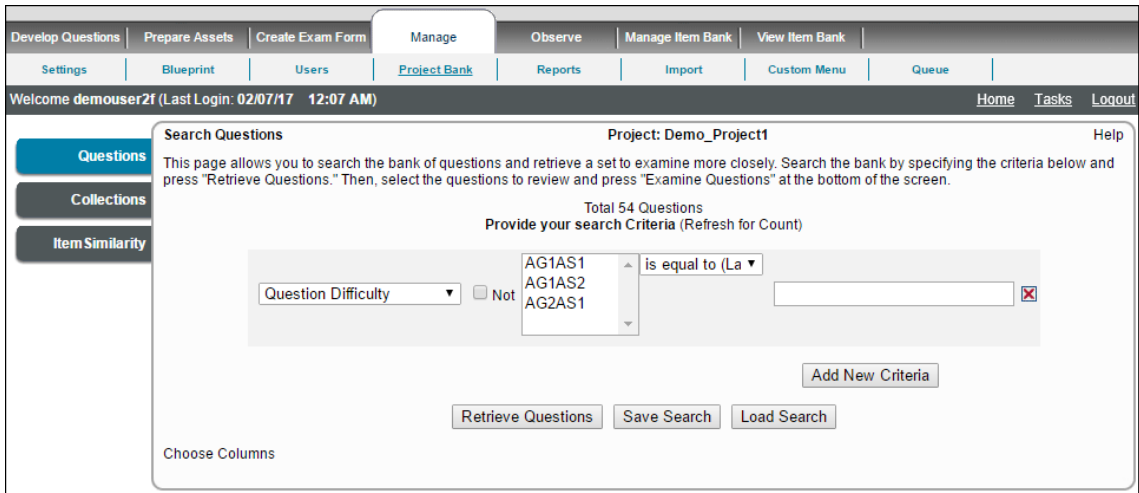
<p><b>Option Discrimination</b></p>	<p>Option Discrimination (valid value from -1 to +1)</p> <p>The correlation between responses to an Answer Option and total score on the exam form.</p>	<p>List box: The list of existing analysis sets present in the project is provided and the user can choose one or more before applying the operator.</p> <p>Drop-down:</p> <p>is equal to (Latest)  is equal to (Default)  is equal to (Most Candidates)  is less than (Latest)  is less than (Default)  is less than (Most Candidates)  is greater than (Latest)  is greater than (Default)  is greater than (Most Candidates)  is between (Latest)  is between (Default)  is between (Most Candidates)</p>	<p>Multiple</p>	<p>A list of items having Option Discrimination according to the selected operator and the specified value.</p>
-------------------------------------	---	--	-----------------	---


 **Searching Question Stem and Option Text**  
When using **Question Text** and **Option Text** in searches, the searches are limited to only the first 450 characters of the text fields.

**Search using associated Default Statistics:**

You can search for an item using its associated *Default Statistics*.

Select one of the group of seven statistical search parameters at the bottom of the first drop-down list on the left as these are associated with statistics. Next, choose the name of the default analysis set associated with the item you are looking for in the adjacent list and select the required operator in the adjacent drop-down list. Finally, enter the value for the parameter, which you had selected in the first drop-down, into the last box and click the **Retrieve Questions** button.



 The search always results in the retrieval of the latest versions of items. These can include items whose current versions do not contain any *Default Statistics*, but the search criteria and selected *Default Statistics* match one of their previous versions.



The user must be logged in as the *Project Manager/ Item Bank Manager* to be able to view the **Manage** tab.

After you've entered the desired search criteria and clicked **Retrieve Questions**, the page displays a list of items that match all criteria.


The screenshot shows the 'Search Questions' interface for 'Project: Demo\_Project1'. It includes a search criteria section with a dropdown for 'State' and a list of states: Draft, Review, Rejected, and Validate. Below this are buttons for 'Retrieve Questions', 'Save Search', and 'Load Search'. A 'Choose Columns' section contains buttons for 'Examine Questions', 'Preview', 'Batch Edit', 'HTML', 'Translate', 'Save Collection', and 'Generate Report'. The main table displays the following data:

None	Question ID	State	Blueprint	Written by	Question Stem
<input type="checkbox"/>	87355.English	Draft	2.2	Admin, Admin	MCQ OCO 1 02072017
<input type="checkbox"/>	87356.English	Draft	3.2	Admin, Admin	MCQ OCO 2 02072017
<input type="checkbox"/>	87357.English	Draft	0.**	Admin, Admin	MCQ OCO 3 02072017
<input type="checkbox"/>	87358.English	Draft	1.1.1	Admin, Admin	MCQ MCO 1 02072017
<input type="checkbox"/>	87359.English	Draft	0.**	Admin, Admin	MCQ MCO 2 02072017

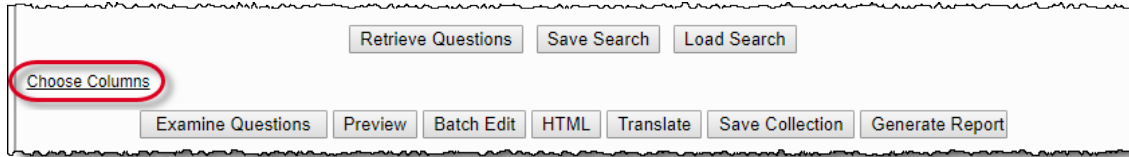
The **Search Question** page has the following default columns:

Column	Description
<b>Select Questions field</b>	Displays the list of items that can be used to select the items intended to be examined. <ul style="list-style-type: none"> <li>• <b>None:</b> Items selected in all pages for the retrieved search criteria are not selected.</li> <li>• <b>Some:</b> The status field is automatically changed to "Some", on choosing a few items either from one page or from several pages.</li> <li>• <b>Page:</b> All items from the current page are selected.</li> <li>• <b>All:</b> All items retrieved for the search criteria are selected.</li> </ul>
<b>Question ID</b>	The item number in the form of (Language Group).(Language Code).
<b>State</b>	The state of the item which can be any of the following: <ul style="list-style-type: none"> <li>• Draft</li> <li>• Review</li> <li>• Returned</li> <li>• Validate</li> <li>• Completed</li> <li>• Imported</li> <li>• Obsolete</li> </ul>
<b>Blueprint</b>	The Blueprint ID of the item.
<b>Written by</b>	The author of the item. The name of the user on whose behalf the item has been submitted is listed here if it has been submitted that way.

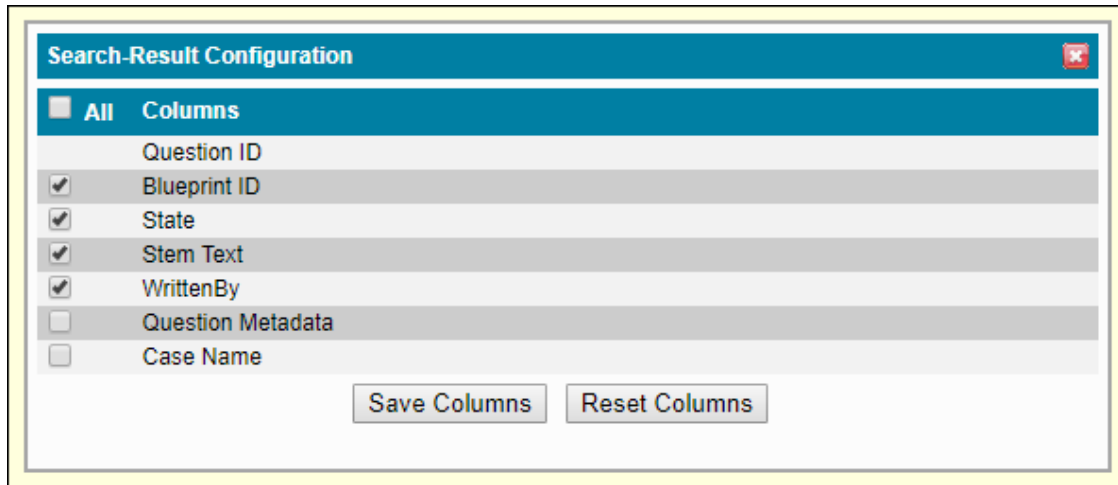
**Question Stem**


The text of the item. A  is displayed before the text for items containing any asset.

It is possible to modify the columns being displayed in the results grid by clicking the **Choose Columns** link.



A pop-up opens where you can select the columns to be displayed via corresponding check boxes and click **Save Columns**. The selection is saved for the current login session and is valid for all projects. You can restore the original selection by clicking **Reset Columns**.



 Clicking on the respective column headers sorts the lists in ascending order; clicking on the headers a second time sorts the lists in descending order.