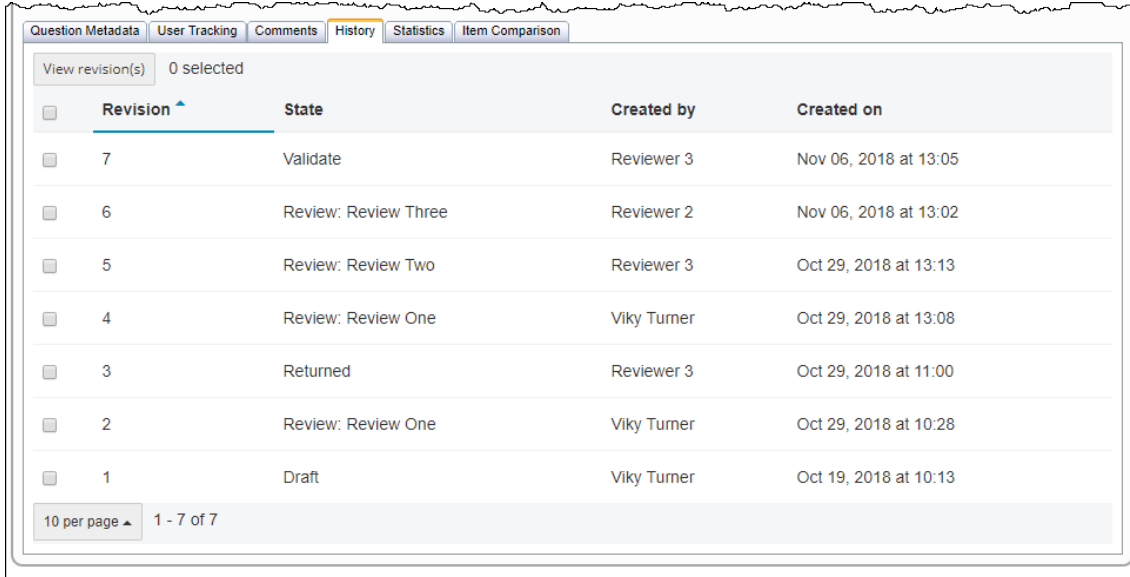


7.4.8 The History Tab

The **History** tab on the **Observe Questions** page displays previous versions of retrieved items.



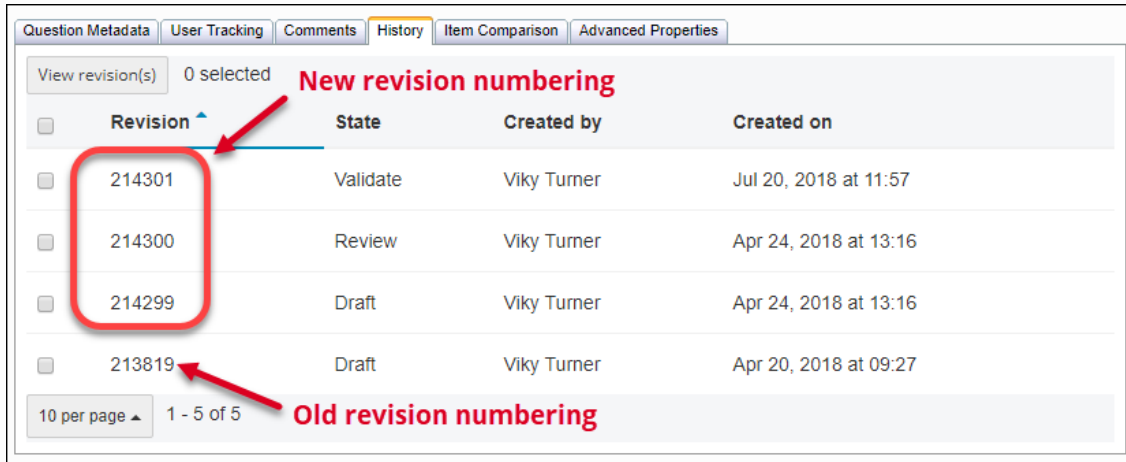
The screenshot shows the 'History' tab interface with a table of revisions. The table has columns for 'Revision', 'State', 'Created by', and 'Created on'. There are 7 rows of data. At the bottom, there is a 'View revision(s)' dropdown set to '0 selected' and a pagination control showing '10 per page' and '1 - 7 of 7'.

Revision	State	Created by	Created on
7	Validate	Reviewer 3	Nov 06, 2018 at 13:05
6	Review: Review Three	Reviewer 2	Nov 06, 2018 at 13:02
5	Review: Review Two	Reviewer 3	Oct 29, 2018 at 13:13
4	Review: Review One	Viky Turner	Oct 29, 2018 at 13:08
3	Returned	Reviewer 3	Oct 29, 2018 at 11:00
2	Review: Review One	Viky Turner	Oct 29, 2018 at 10:28
1	Draft	Viky Turner	Oct 19, 2018 at 10:13

Each revision of the item is listed on its own row. The current **State** of the item is listed along with who **created** the revision (first name last name), and when the revision was **created**.

i For items that were created in ExamDeveloper version **7.1807 and higher**, the revision number starts at 1 and then increments by 1 (e.g., 1, 2, 3, ...). In older versions of ExamDeveloper a system generated number was assigned to each revision. There was no sequence to the revision numbers.

For items that were created in ExamDeveloper prior to version 7.1807, the old revision numbers did not change. For any revisions made to the item after version 7.1807, the revision number increases by 1 starting with the most recent revision number (e.g., 214299, 214300, 214301, ...).



The screenshot shows the 'History' tab interface with a table of revisions. The table has columns for 'Revision', 'State', 'Created by', and 'Created on'. There are 5 rows of data. A red box highlights the revision numbers 214301, 214300, and 214299. A red arrow points to the 'Revision' column header with the text 'New revision numbering'. Another red arrow points to the revision number 213819 with the text 'Old revision numbering'. At the bottom, there is a 'View revision(s)' dropdown set to '0 selected' and a pagination control showing '10 per page' and '1 - 5 of 5'.

Revision	State	Created by	Created on
214301	Validate	Viky Turner	Jul 20, 2018 at 11:57
214300	Review	Viky Turner	Apr 24, 2018 at 13:16
214299	Draft	Viky Turner	Apr 24, 2018 at 13:16
213819	Draft	Viky Turner	Apr 20, 2018 at 09:27

Compare Revisions

From the History tab, you can select two or more revisions and compare them.

1. **Locate** and **View** the desired item.
2. Select the desired **revision numbers** in the list and click **View revision(s)**.

Observe Questions Project: Huss's Training (New BP) [Help](#)

This project is configured to allow observers to see all of the questions. Draft and obsolete questions are not shown.

1 of 1
Jump to

Question Summary

Type: MCQ, One Correct Option **State:** Review: Default

Stem:
What Winter Olympic sport uses a toe pick?

Options:

- A. Hockey
- B. Figure Skating
- C. Curling
- D. Speed Skating

To add comments, click on the Comments tab.

2 selected

<input type="checkbox"/>	Revision [▲]	State	Created by	Created on
<input checked="" style="border: 2px solid red;" type="checkbox"/>	4	Review: Default	Revision Writer	Jul 20, 2018 at 11:27
<input type="checkbox"/>	3	Returned	Viky Turner	Jul 20, 2018 at 11:26
<input type="checkbox"/>	2	Review: Default	Revision Reviewer	Jul 20, 2018 at 11:18
<input checked="" style="border: 2px solid red;" type="checkbox"/>	1	Review: Default	Revision Writer	Jul 20, 2018 at 10:56

10 per page ▲ 1 - 4 of 4

- The **Question History** page opens in a new window. All the differences between the two versions are displayed. New additions are highlighted in **green**. Old text, previous state, or version numbers are highlighted in **pink**. Close the window once you are finished reviewing the Question history.

Project: Wikys Project Question History [Help](#)

Comparing revisions 1 and 5

Jump to: 1 vs 5 ▾

Question Summary

Type: MCQ, One Correct Option State: Draft Weight : 1


Stem:
What **Winter** Olympic sport uses a toe pick?

Options:

- A. Hockey
- B. Figure skating**
- C. Curling
- D. Speed skating


Question Metadata

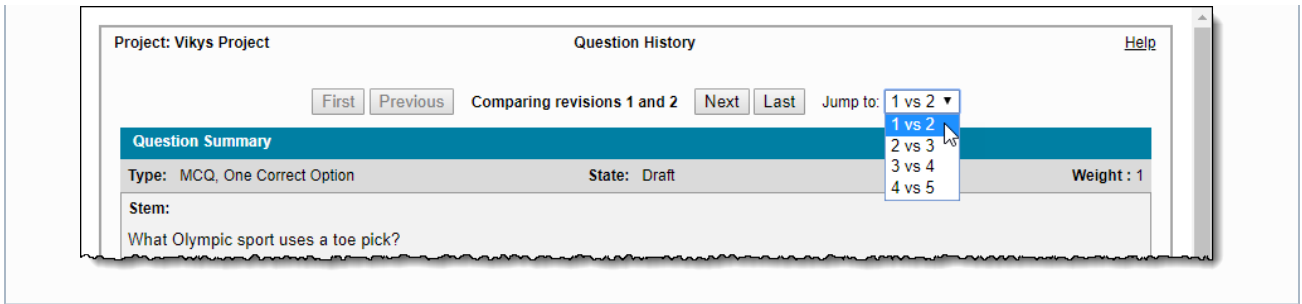
Question ID:	747257
Revision Code:	4 5
Blueprint ID:	0 - Unclassified
Other Blueprints:	
Translation group:	747257
Language:	English
Translated questions:	
References:	
Cloned From:	
Cloned To:	
Membership (exams, sections, enemies, etc.):	

 The Advanced Properties tab also displays the differences between versions.

Question Metadata

Title:	
Enumerated:	False
Shuffle response:	Not Set
Response Required:	True
Response Confirmation:	False True
No Response Confirmation:	True

 If more than two revisions are selected, you can step through the comparison sets using the **First**, **Previous**, **Next**, and **Last** buttons, or you can select a comparison from the **Jump to** drop-down list. The revisions are only comparing the two closest revisions against each other. For example, the sample below chose to compare revision 1, 2, 3, 4, and 5. You may only view *1 vs 2*, *2 vs 3*, *3 vs 4*, or *4 vs 5*. If you want to compare 1 vs 5, you must select only those two revisions and then click **View revisions**.



The **Question History** page has the following options to navigate through versions of the item:

Option	Description
First	Moves to the earliest revision comparison in the list (e.g., comparing revisions 1 and 2).
Previous	Moves to the previous revision comparison in the list (e.g., comparing revisions 2 and 3).
Next	Moves to the next revision comparison in the list (e.g., comparing revisions 2 and 3).
Last	Moves to the latest revision comparison in the list (e.g., comparing revisions 4 and 5).

The **Observe Questions** page also allows you to move to the next or previous item with the following options:

Option	Description
Previous	Move to the previous item.
Next	Move to the next item.
Jump To	Directly jump to a selected item.



For returned items, the State text on the History tab may appear using different words (the default text is Returned), depending on the text provided in the **Return State Text** setting of the Item Bank's configuration.

Prior to the 1809 version, the default text was Reject. If you are working with items within an Item Bank that were created prior to the 1809 release, the text is named Reject unless you changed it to something else.