



# Version 7.1902


Date available on Pearson VUE Hosted Server: **Thursday, February 21, 2019**

Potential date available for Remote Deployment Installations:

 **Why is there a delay of releases for remote deployment installations?**  
There is usually a slight delay of releases for remote deployment installations while code is compiled and packaged into an installer package.

 This list is a summary of **planned** changes for the release and the final list of changes included may be different. Please check back **after** the release date for the complete list of changes included.

 Please be sure to review the **Known Issues** page to see a list of any continuing defects seen in the application.

 **Links to updated help topics**  
See **Updated help topics in this release** at the bottom of the page. A list of all the help topics that were updated in this release are listed with links to the topics.

## Release Updates

Pages/Feature	Users Affected	Description	When does this happen?	Outcome	Type
All pages dealing with item locking	Project Managers, Item Writers, Reviewers	New Item Locking functionality	When items are manually or automatically checked-out.	New Item Locking functionality was introduced with this release.  For comprehensive details on the new functionality, see the <a href="#">Item Locking</a> topic.	Enhancement
Review Workflow	Project Managers	Allow users to manually check-out questions	When Allow reviewers to check-out items is selected, the <b>Check-out</b> button appears on the Review Questions page.	A new <b>Allow reviewers to check-out items</b> field was added to the <b>Review Workflow</b> page. Project managers can allow reviewers to manually check out a question for <b>1 day</b> , <b>1 week</b> , or <b>1 month</b> . When this option is selected, a <b>Check-out</b> button appears on the <b>Review Questions</b> page.  This setting may be configured for each Review State.  See the <a href="#">Review Workflow</a> topic for details.	Enhancement

Review Questions	Reviewers	Allow users to manually check-out questions	When Allow reviewers to check-out items is selected, the <b>Check-out</b> button appears on the Review Questions page.	<p>Reviewers may click the <b>Check-out</b> button to check out the question and lock it to prevent other users from editing the question. Reviewers do not have to be actively editing the question to lock the question. The <b>Check-out</b> button changes to Check-in when the question has been locked for editing. The question remains locked for the specified time period even if the changes to the question are saved. The question will be checked in at <b>3 am</b> on the day that the check-out limit expires unless the Reviewer changes the state of the question by <b>Advancing</b> or <b>Returning</b> the question, or if they <b>manually check-in</b> the question.</p> <p>Other users viewing the question from the Review Questions page receive a <b>real-time item review notification</b> that the question is checked out along with the date and time stamp for when the question was locked.</p> <p>The Project Manager has the ability to override the check-out from the Examine Questions page.</p> <p><b>Note:</b> If a question is checked out and the Review Workflow configuration is set to 1 week, if the Project Manager changes the configuration to 1 day, the question that is checked out honors the time period of 1 week as long as it remains checked out.</p>	Enhancement
------------------	-----------	---	--	---	-------------

Review Questions	Reviewers	Allow users to manually check-in questions	When Allow reviewers to check-out items is selected, the <b>Check-in</b> button appears on the Review Questions page if the reviewer has checked-out the question.	<p>If a reviewer has manually checked-out a question by clicking the <b>Check-out</b> button, they can click the <b>Check-in</b> button to take the lock off the question.</p> <p>Other users viewing the question from the Review Questions page that can see the real-time item review notification that the question is checked out will see the notification disappear once the question is checked-in.</p> <p><b>Note:</b> If the manual check-out buttons are not enabled, the check-in button may appear on the Review Questions page if a user was editing a question and then clicked the Cancel button. Any changes they were making to the question are not saved, but the question remains checked-out. Users can click the Check-in button to manually check-in this question.</p>	Enhancement
Examine Questions	Project Managers	Allow Project Managers to manually check-out questions	Click the <b>Check-out</b> button on the Examine Questions page	<p>Project Managers may manually check-out questions from the Examine Questions page to prevent other users from editing the question. A <b>Check-out</b> button appears on the Examine Questions page.</p> <p>When project managers click the <b>Check-out</b> button, the question is locked for 99 years unless one of the following actions occur:</p>	Enhancement

- A project manager clicks the **Check-in** button
- The **State** of the question is changed
- The project manager modifies and Submits the item on the Modify page

The system does not automatically check-in the question when it has been manually checked out in the following scenarios:

- If the system-timeout period elapses for the project manager that manually checked-out the question
- If the project manager opens the question on the Modify Question page and leaves it idle for more than five minutes

The following actions occur when project managers manually check-out questions:

- Reviewers receive **real-time item review notifications** if the project manager manually checks out the question
- The **Modify, Advance, and Return** buttons are disabled for Reviewers when the project manager manually checks out the question
- Project Managers may click the **Check-in** button to override a check-out that was placed on a question from a reviewer. They must click the **Check-out** button if they want to prevent other users from making edits to the question. Reviewers that are actively editing a question which the project manager manually checked-in and then checked-out will receive a real-time review notification that the question is checked out when they try and save the question and they are prevented from saving their changes.

Examine Questions	Project Managers	Allow Project Managers to manually check-in questions	Click the <b>Check-in</b> button on the Examine Questions page	<p>Project Managers may manually check-in questions that have been check-out by by themselves or by other users. Questions can be checked-in from the Examine Questions page.</p> <ul style="list-style-type: none"> <li>Project Managers may click the <b>Check-in</b> button to override a check-out that was placed on a question from a reviewer. They must click the <b>Check-out</b> button if they want to prevent other users from making edits to the question. Reviewers that are actively editing a question which the project manager manually checked-in and then checked-out will receive a real-time review notification that the question is checked out when they try and save the question and they are prevented from saving their changes.</li> </ul>	Enhancement
Write Questions, Write Case Questions, Modify Questions in Review, Modify Questions from Examine Questions page, Review Questions	Project Managers, Question Writers, Reviewers	Auto check-out a question	Open an existing Question for editing.		Enhancement

When users open questions to edit them, an automatic check-out (or lock) for the question occurs and a message is displayed at the top of the page stating, "**You checked out item 12345 on MMM DD, YYYY at HH:MM.**" This message appears on the *Write Questions*, *Write Case Questions*, *Modify Questions* from the Review Questions workflow, and *Modify Questions* from the Examine Questions page.

If another user tries to edit the question while it is checked out, a message is displayed at the top of the page stating, "**John Doe checked out item 12345 on June 28, 2018 at 13:08.**" This message appears on the *Examine Questions* and the *Review Questions* page. The **Advance**, **Return**, **Modify**, and **Return to Author** buttons are disabled on the Review Questions and Examine Questions pages as long as the question is checked-out.

On the edit question pages, the auto checkout is affected by the buttons in the following ways:

				<ul style="list-style-type: none"> <li>• <b>Save</b> - question remains checked out, user stays on the edit page</li> <li>• <b>Save and Finish Later</b> - saves and checks-in the question</li> <li>• <b>Return</b> - saves and checks-in the questions</li> <li>• <b>Advance</b> - saves and checks-in the question</li> <li>• <b>Cancel</b> - does not save the question, question remains checked out, auto check-in the question after 5 minutes away from the edit page</li> <li>• <b>Navigate away from page</b> - does not save the question, question remains checked out, auto check-in after 5 minutes away from the edit page</li> </ul>	
Write Questions, Write Case Questions, Modify Questions in Review, Modify Questions from Examine Questions page	Project Managers, Question Writers, Reviewers	Question Check-in after system timeout	when question is checked out on an edit question page and the system times the user out after inactivity.	<p>When users have questions checked out on an edit question page, if the system times out, the questions are automatically checked in. This prevents questions from remaining checked out without a user actively editing a question.</p> <p>Once the question is checked in, other users can open the question for editing.</p>	Enhancement



<p>Batch Edit, Examine Questions, Validate Questions, Add/Edit Case, Write Case Question, Add/Edit Question, Modify Question</p>	<p>Project Managers, Question Writers, Reviewers</p>	<p>Check-in if state changes</p>	<p>Change the state of a question that is checked out</p>	<p>If you change the state of a question that is checked-out, the system automatically checks-in the question.</p> <p>The following pages/scenarios automatically check-in the question when you change the state:</p> <ul style="list-style-type: none"> <li>• Perform a <b>Batch Edit</b> to advance or return a group of questions</li> <li>• <b>Change the State</b> of a question from the Examine Questions page</li> <li>• <b>Submit</b> the question from the Validate Questions page</li> <li>• Click <b>Advance</b> or <b>Return</b> on the Review Questions page</li> <li>• Click <b>Advance</b> or <b>Return</b> on the Modify Questions page (from the Review Question page)</li> <li>• Click <b>Submit</b> on the Write Questions page</li> </ul>	<p>Enhancement</p>
--	--	--------------------------------------	---	---	--------------------

<p>Email notification</p>	<p>Project Managers, Reviewers, Validators</p>	<p>Email Notification for imminent item check-in</p>	<p>Email notification is sent the day before questions are due to be checked in.</p>	<p>For questions that have been manually checked-out and they are due to be automatically checked in tomorrow (i.e., day, week, month is about to expire), an email notification job runs.</p> <ul style="list-style-type: none"> <li>• An email is sent to the users who checked-out the item.</li> <li>• One email is sent for each project that contains questions about to be checked-in.</li> <li>• The email includes the following information: Item bank Project Specific items to be checked-in</li> </ul>	<p>Enhancement</p> <div data-bbox="1101 926 1498 1409" style="border: 1px solid black; padding: 10px; margin-top: 10px;"> <p><b>This is an automatically generated email</b></p> <p>Hello, Viky Smith,</p> <p>The following checked-out items will automatically be checked in:</p> <p><b>Item bank name:</b> DocOrg <b>Project name:</b> Vikys Project <b>Items:</b></p> <ul style="list-style-type: none"> <li>• 170303</li> <li>• 170701</li> </ul> <p>If you have any questions or concerns, please contact me.</p> <p>Thank you.</p> </div>
---------------------------	--	--	--	---	--

Review Questions	Reviewers	Number of reviewers viewing question on the Review Questions page	On the Review Questions page, users are notified in near real-time of the number of reviewers viewing the question.	<p>Reviewers will see a Real-Time Item Review Notification identifying the number of users currently viewing an item. The message states, "<b>There are currently x reviewers viewing this item.</b>"</p> <ul style="list-style-type: none"> <li>• If the number of reviewers increases or decreases for any reason, the number of reviewers viewing the item is updated in near real-time without refreshing the page.</li> <li>• If the number of reviewers is 0 or becomes 0, the notification is hidden in near real-time without refreshing the page.</li> <li>• If the number of reviewers increases from 0, the notification appears on the Review Questions page in near real-time with refreshing the page.</li> <li>• If any user times out of the system when a question is automatically checked-out, the real-time review notification is updated to remove the number from the amount of reviewers viewing the item.</li> </ul>	Enhancement
------------------	-----------	---	---	---	-------------

<p>Review Questions, Validate Questions</p>	<p>Project Managers, Reviewers, Validators</p>	<p>Real-Time Item Review Notifications</p>	<p>On the Review Questions and Validate Questions pages, users are notified in near real-time when questions are checked out or when new revisions have been made.</p>	<p>Reviewers and Validators will receive real-time item review notifications when another user checks out a question stating, "<b>John Doe checked out item 12345 on June 28, 2018 at 13:08.</b>" The message is displayed with the reviewer having to refresh the page. The <i>Advance</i>, <i>Return</i>, and <i>Modify</i> buttons on the Review Questions page are disabled when the question is locked by another user. The <i>Submit</i> button on the Validate Questions page is disabled when the question is locked by another user.</p> <p>Reviewers and Validators are notified in real-time when the other user checks-in the question. The notification is hidden as soon as the question is checked in and the <i>Advance</i>, <i>Return</i>, <i>Modify</i> and <i>Submit</i> buttons are activated again. There is no need to refresh the page.</p> <p>When a Reviewer or Validator is viewing the question and another user creates a new revision of the question, the real-time item review notification states, "<b>Item 12345 has been updated. Refresh the page to load the latest data.</b>" The Reviewer clicks the <b>Refresh the page</b> link to view the updates to the question.</p>	<p>Enhancement</p>
---	--	--	--	--	--------------------

Examine Questions	Project Managers	Real-Time Item Review Notifications	Viewers examining a question are notified that the question has been updated by another user	When a Project Manager is viewing an exam on the Examine Questions page, a real-time item review notification is displayed stating, " <b>John Doe checked out item 12345 on June 28, 2018 at 13:08.</b> " The message is displayed without having to refresh the page. If a new revision has been made while viewing the item on the Examine Questions page, a notification states, " <b>Item 12345 has been updated. Refresh the page to load the latest data.</b> " The Project Manager clicks the <b>R refresh the page</b> link to view the updates to the question.	Enhancement
Write Questions, Write Case Questions, Modify Questions in Review, Modify Questions from Examine Questions page	Project Managers, Question Writers, Reviewers	Display error if question has new revision	User prevented from Saving a question if a new revision is created because a reference or metadata value is deleted on the question.	When a user (question writer, project manager, reviewer) is editing a question, if a new revision of the question occurs due to deleting a reference for the question, or deleting a metadata value on a question, the user receives an error when they try and Save the question stating, " <b>It is not possible to save this item as it has been updated. Refresh the page to load the latest data; you will need to input any changes you made again before saving.</b> "  Deleting a reference or metadata value on a question creates a new revision of the question. Preventing the user from saving the question thus prevents users from overwriting each others changes to the question.	Enhancement

<p>Write Questions, Write Case Questions, Modify Questions in Review, Modify Questions from Examine Questions page</p>	<p>Project Managers, Question Writers, Reviewers</p>	<p>Display error if question has been deleted</p>	<p>User is prevented from saving changes to a question that has been deleted from the system.</p>	<p>When a user (question writer, project manager, reviewer) is editing a question, if the question deleted by another user on the <b>Manage Item Bank Item Delete Delete</b> tab, the user receives an error when they try and Save the question stating, "<b>It is not possible to save this item as it has been deleted.</b>" The user is unable to Save the changes to the question.</p>	<p>Enhancement</p>
<p>Write Questions, Write Case Questions, Modify Questions from Examine Questions page</p>	<p>Project Managers, Question Writers</p>	<p>Display error if question is no longer editable</p>	<p>User is prevented from saving changes to a question that has been made uneditable on the current project.</p>	<p>When a user (question writer, project manager) is editing a question, if the question is set so that it is no longer editable in the project because another user makes the question editable in a different project via the Manage Item Bank Add Content page, the user receives an error when they try and Save the question stating, "<b>It is not possible to save this item as it is no longer editable on the current project.</b>" The user is unable to save the changes to the question.</p>	<p>Enhancement</p>

<p>Add/Edit Case, Write Case Question</p>	<p>Project Managers, Question Writers, Reviewers, Validators</p>	<p>Check in and check out notifications for Cases and Case questions have been added</p>	<p>When editing Cases, bulk locking was added.</p>	<p>Question locking for Cases and Case questions were added to prevent other users from overwriting changes to the case exhibit and questions. Bulk locking for the case was added.</p> <p>When you open a Case to view or edit it, all the case questions and exhibit questions are checked out. A message at the top of the page states, "<b>You checked out item 12345, 12346, 12347 on Feb 13, 2019 at 10:27.</b>" This prevents other users from editing any of the questions on the case.</p> <p>You may click Save to save any changes to the Case exhibit. Clicking Submit All submits all the questions on case to the next step in the review workflow. It does not check-in any of the questions on the case. All the questions are checked in 5 minutes after navigating away from the Add/Edit Case page, or if the system times out even if the user is still on the Add/Edit Case page.</p> <p>If the exhibit is locked, a message notifies users who checked out the exhibit and includes a list of the question IDs along with the timestamp when it was checked out.</p> <p>When adding or removing a list of questions to a Case, any questions in the list that are locked are skipped and a message notifies the user who has the question checked out along with the time stamp.</p>	<p>Enhancement</p>
---	--	--	--	--	--------------------

<p>Add/Edit Case, Write Case Question</p>	<p>Project Managers, Question Writers</p>	<p>Display error if case has a new revision</p>	<p>User editing a case or case question is prevented from saving changes if a newer version of the case exists.</p>	<p>If a Case Writer or case question writer is actively editing either the Case or the Case questions, it is possible for a Project Manager to manually check in all the questions on the case and check out the case to edit the case name, add and remove questions on the case, update the sequence of questions on the case, or change the lock response for case questions, and then Save the case to create a new version of the case. The Case Writer then tries to Save the changes to the case they are editing (which is now an older version of the case). The user is prevented from saving the changes and a message states, "<b>It is not possible to save this case as it has been updated. Refresh the page to load the latest data; you will need to input any changes you made again before saving.</b>"</p>	<p>Enhancement</p>
<p>Add/Edit Case</p>	<p>Project Managers</p>	<p>Reactive notifications on Add/Edit Case</p>	<p>When Editing, Saving or Submitting All questions on a case</p>		<p>Enhancement</p>



Users are prevented from editing a case if even one question on the case is checked out. A message states, "**John Doe checked out item 12345 on Jun 28, 13:08.**" All other questions on the case are checked out even though the messaging does not state that. (**Note:** *This behavior will change in the 1903 release. Starting in 1903, if any questions on the case are open when a user attempts to edit the question, none of the questions on the case will be checked out until all the questions are unlocked.*)

When a Case Editor opens a draft Case to edit it, the project manager checks in one of the questions and then checks it out again. The Case Editor makes changes to the case exhibit and attempts to Save the case. The case exhibit is saved and an error message states, "**John Doe checked out item 12345 on Jun 28, 13:08.**"

When a Case Editor opens a draft Case to edit it, the Project Manager checks in one of the questions and then checks it out again. The Case Editor clicks Submit All. All draft questions on the case are saved and submitted except for the question that is checked out. An error message states, "**John Doe checked out item 12345 on Jun 28, 13:08.**"

				<p>All previous non-Project Manager notifications have been removed. All Project Manager override notifications have been removed. If a Project Manager wants to override a question check-out, they must do it from the Examine Questions page.</p>	
Write Case Question	Project Managers, Question Writers	Reactive notifications on Write Case Questions	When attempting to Edit or Delete a case question that is checked out.	<p>When a Case Editor opens a draft Case to edit it, the Project Manager checks in one of the questions and then checks it out again. The Case Editor is on the Write Case Question page. They click the Edit button for the draft case question that is already checked out and an error message states, "<b>John Doe checked out item 12345 on Jun 28, 13:08.</b>"</p> <p>When a Case Editor opens a draft Case to edit it, the Project Manager checks in one of the questions and then checks it out again. The Case Editor is on the Write Case Question page. They click the Delete question button for the draft case question that is already checked out and an error message states, "<b>John Doe checked out item 12345 on Jun 28, 13:08.</b>"</p> <p>All previous non-Project Manager notifications have been removed. All Project Manager override notifications have been removed. If a Project Manager wants to override a question check-out, they must do it from the Examine Questions page.</p>	Enhancement

<p>All pages where Comments can be added</p>	<p>Project Managers, Observers, Question Writers, Reviewers, Validators</p>	<p>Don't lose comments when multiple users are updating comments on the same question</p>	<p>Anywhere comments can be added to a question, even if multiple users are adding comments simultaneously.</p>	<p>Observers are allowed to add comments to a revision of a question they are viewing, even if the questions has been subsequently modified.</p> <p>If a user is modifying a question and saves their changes, other user's comments are not discarded. The user editing the question can still add, edit, and delete comments while they are modifying the question.</p> <p>All the pages where comments can be added are included in this enhancement: Write Questions, Write Case Questions, Modify Questions from the Review Questions page, Modify Questions from Examine Questions page, Question Summary, Observe Questions, View Item Bank Questions, Review Questions, Validate Questions, Question Batch Edit, and Question External ID Import.</p>	<p>Enhancement</p>
--	---	---	---	---	--------------------

Import Questions	Project Managers	Reactive notifications on question update imports	When importing updates to existing questions	<p>When a question is checked out, users are prevented from editing the question via importing questions. When the batch edit process reaches the question that is checked out to another user, the question is not updated and an error stating, "<b>John Doe checked out item 12345 on Jun 28, 13:08.</b>" An error message for each questions that is checked out is displayed if the user attempts to import multiple questions that are checked out.</p> <p>The error notification report identifies the Question ID and lists the issues as the item was checked out to another user.</p>	Enhancement
Import Question Blueprint	Project Managers	Reactive notifications on Upload Exam Blueprint	When importing question blueprints	<p>When a question is checked out, users are prevented from importing Question Blueprints. When the batch edit process reaches the question that is checked out to another user, the question is not updated.</p> <p>The error notification report identifies the Question ID and lists the issue as the item was checked out to another user.</p>	Enhancement
Question Batch Edit	Project Managers	Reactive notifications on Question Batch Edit	When batch editing questions that are checked out.	<p>When a question is checked out, the Project Manager is prevented from updating the question via batch edit.</p> <p>The error notification report identifies the Question ID and lists the issue as the item was checked out to another user.</p>	Enhancement

Project Writing Summary	Project Managers, Question Writers	Reactive notifications on Project Writing Summary	When attempting to Edit or Delete a question that is checked out.	<p>When a draft question is checked out, the question author clicks the Edit question button or the Delete question button and an error message states, "<b>John Doe checked out item 12345 on Jun 28, 13:08.</b>"</p> <p>All previous non-Project Manager notifications have been removed. All Project Manager override notifications have been removed. If a Project Manager wants to override a question check-out, they must do it from the Examine Questions page.</p>	Enhancement
View Cases	Project Managers, Question Writers	Reactive notifications when deleting a case	When attempting to delete a case.	<p>When a user has a case question checked out, the Case Writer attempts to delete the case and detach the case exhibit from the questions, the case is not deleted and an error message states, "<b>John Doe checked out item 12345 on Jun 28, 13:08.</b>"</p> <p>When a user is editing a case, the Case Writer deletes the case and leaves the case exhibit attached to the questions thus creating a stand-alone exhibit. When the user editing the case attempts to Save the Case, an error message states, "<b>Unable to save, the case has been deleted.</b>"</p>	Enhancement

Examine Questions	Project Managers	Reactive notifications on Examine Questions	When attempting to modify, change the state, or return a checked out question to the original author.	<p>When a user has a question checked out, the Project Manager views the question on the Examine Questions page. A message states, "<b>John Doe checked out item 12345 on Jun 28, 13:08.</b>" The <i>Return to Author</i> and <i>Modify</i> buttons are disabled. The <i>Change State</i> button is disabled.</p> <p>If the Project Manager wants to override the question check-out, they must click the <b>Check-in</b> button and then click the <i>Modify</i> button, <i>Return to Author</i>, or <i>Change State</i>.</p>	Enhancement
Review Questions	Project Managers, Review Questions	Reactive notifications on Review Questions	When viewing a checked out question on Review Questions	<p>When a user has a question checked out, the Reviewer views the question on the Review Questions page. A message states, "<b>John Doe checked out item 12345 on Jun 28, 13:08.</b>" The <i>Advance</i>, <i>Return</i>, and <i>Modify</i> buttons are disabled.</p> <p>All previous non-Project Manager notifications have been removed. All Project Manager override notifications have been removed. If a Project Manager wants to override a question check-out, they must do it from the Examine Questions page.</p>	Enhancement

QTI Export	Project Managers, Test Publishers	QTI does not export metadata category name	Export QTI data with metadata that includes category names	<p>Previously, when an ExamForm node with metadata was selected for export on the Item Metadata tab, the itempool.xml included the metadata category. Now only the metadata name is exported:  <code>&lt;fieldlabel&gt;[metadata name]&lt;/fieldlabel&gt;</code></p> <p>When metadata is included on LOFT constraints, if you have a SelectionOrdering node that contains primary or secondary LOFT constraints with metadata, the sectionID or caseID.xml reads as follows:</p> <ul style="list-style-type: none"> <li>• Primary LOFT constraints <ul style="list-style-type: none"> <li>• <code>&lt;pearsonvue:content_area_key &gt;[metadata name]&lt;/pearsonvue:content_area_key&gt;</code></li> </ul> </li> <li>• Secondary LOFT constraints <ul style="list-style-type: none"> <li>• <code>&lt;pearsonvue:count of="[metadata name]" with_value="[metadata value]"&gt;</code></li> </ul> </li> </ul> <p>If you have an ExamForm where metadata is selected for export on the Item Metadata tab and there are two identical metadata names in different categories, the QTI data is not exported and an error message states, "<b>It is not possible to export metadata: [comma separated list of metadata names] more than once, even if they are in different categories.</b>"</p>	Enhancement
------------	--------------------------------------	--	--	--	-------------

<p>All pages that include the Rich Text Editor</p>	<p>Project Managers, Question Writers, Reviewers, Attribute Managers, Observers</p>	<p>The Rich Text Editor now strips off invalid margin attributes from HTML style attribute</p>	<p>Copy and paste content into a Rich Text Editor that has margins set as other than px or pt</p>	<p>When users copy and paste content into the Rich Text Editor, if the content has a margin unit other than px or pt, the margin property is stripped off the style attribute in the HTML.</p> <p>For example: <code>&lt;p style="text-align: justify; margin: 0in 0in 8pt;"&gt;</code> should be stripped to <code>&lt;p style="text-align: justify;"&gt;</code></p> <p>When users save the information, errors are no longer thrown. The HTML simply does not include the style attribute.</p> <p>If users copy and paste content into the Rich Text Editor and the margin unit is in px or pt, the HTML is saved with the correct style attribute.</p>	<p>Enhancement</p>
<p>Write Questions, Write Case Questions, Modify Questions in Review, Modify Questions from Examine Questions page</p>	<p>Project Managers, Question Writers, Reviewers</p>	<p>Fixed Question Type drop-down list behavior for case exhibits</p>	<p>Modify the question type for a question after the selected question type has been disallowed for the project.</p>	<p>Previously, errors were thrown when editing item types where the selected item type for the question was disallowed after the item was created. When the item was edited, the item type drop-down list was defaulting to the first allowed question type in the list—not the actual question type. The following 2 scenarios have been fixed.</p>	<p>Enhancement</p>



**1. Scenario 1 - Show actual question type when editing item, even if the question type has been disallowed for the project**

A question of any type was created. The selected question type was then disallowed in the Question Write Configuration for the current project. A user then edits the question.

The Question Type drop-down list displays the disallowed question type for the question, even though it is disallowed. Users are able to switch between the disallowed question type and any other question types allowed in the project until the question is saved.

All other disallowed question types DO NOT appear in the question type drop-down list.

				<p><b>2. Scenario 2 - Prevent users from changing an exhibit to a different question type</b></p> <p>A question of any type contains an exhibit (display type - either a case exhibit or stand-alone exhibit). The selected question type was then disallowed in the Question Write Configuration for the current project. A user then edits the question.</p> <p>The Question Type drop-down list displays the disallowed question type for the question, even though it is disallowed.</p> <p>When the item is an exhibit, the Question Type drop-down is disabled. You are not allowed to change a display type item to another question type.</p> <p>If the question type is not an exhibit, you can switch between the disallowed question type and any other question types allowed in the project until the question is saved.</p>	
Manage Item Bank Configuration	Project Managers	Added support for Vietnamese language	Select <b>Manage Item Bank Configuration</b> , add Vietnamese language	ExamDeveloper now includes support for the <b>Vietnamese</b> language.	Enhancement

Project Writing Summary	Question Writers	Write Questions link only shows up when users are allowed to write unassigned questions	Open the Project Writing Summary page when Restrict users to only write assigned questions is selected.	The <b>Write Question</b> link was showing on the <b>Project Writing Summary</b> page for users when <b>Restrict users to only write assigned questions</b> was selected for the project. This has been fixed so that the Write Questions link is now hidden when <b>Restrict users to only write assigned questions</b> is selected.	Fix
MappedScores in Exam Templates	Project Managers, Test Publishers	Users were unable to delete MappedScores from Exam Templates	Create an Exam Template that includes an OutcomesProcessingMapped node.	Previously, when attempting to remove all values from an OutcomesProcessingMapped node in an exam template, the values were not removed as expected.  This was fixed so that when content is removed in the textarea, the values are reset to the default empty value.	Fix

Project Configuration Settings	Project Managers	Commas in Comment Flags were creating duplicate flags	Create a user defined Comment Flag that includes a comma.	<p>Previously, when commas were included in Comment Flags, (e.g., Text1,Text2) the system was actually creating 2 separate comment flags (one called Text1, and one called Text2). This has been fixed to create just the one Comment Flag.</p> <p>A second more serious issue has been fixed. When a new or existing Comment flag was moved to the top of the list and the Comment flag contained a comma, a duplicate External ID flag was created that could not be deleted from the system.</p> <p>Commas in Comment flags created by users can now be saved in the database as an HTML code comma. This then displays the comma in the comment flag for users as they expect them to appear.</p>	Fix
Exported QTI was missing Project Options in QTI Compiler	Project Managers, Test Publishers	Project Options were missing in QTI Compiler after exporting the exam	Export QTI for exams that include a calculator and run the exam through QTI Compiler	<p>Previously, when a calculator was included in an exam, the exam was not showing the correct exam form name and exam form version when running the exam in QTI Compiler.</p> <p>ExamDeveloper now properly populates the exam form name and the exam form version when calculators are included in the exam.</p>	Fix

Export QTI for External Items in DT bank PrintSets	Project Managers, Test Publishers	External Item Type Unable to Export External ID within PrintSets	Export QTI for exams that include External Items in DT Banks designated as PrintSets.	Previously, for external items in DT banks that were designated a PrintSets, the ExamDeveloper ident was coming out in the assessment file, but the external ident was coming out in the item pool file.  This has been fixed so that External Items in PrintSets are exported with the ExternalID and non-External Items in PrintSets are exported with the Question number.	Fix
Generate Reports	Project Managers	Validation information was not being populated in the Custom Report	Generate a custom report and include Validation data	Previously, when users were running Custom Reports that included Validation Data, the validation data was being populated in the Custom Report.  The reporting service was modified to pull validation data and display it in the Custom Report.	Fix

## Updated help topics in this release

The following help topics were updated in this release. Click the link to view the details on each topic.

- General changes - we are slowing transitioning from the use of the word **question** and switching to the word **item** instead. Item is a better description since not all items are questions. You can have an exhibit or a display item which do not ask a question, they simply provide information to the candidate. Item is a more generic term.
- [Chapter 2 - Develop Items](#)
- [Add a Case](#)
- [Work with Cases](#)
- [View list of Existing Cases](#)
- [Randomize Order of Case Items](#)
- [Lock Response for Items on Cases](#)
- [Edit Cases](#)
- [Delete Cases](#)
- [View the Case Contents](#)
- [View the Case History](#)
- [Preview a Case](#)
- [Language-related features in Cases](#)
- [Types of Items](#)
- [MCQ, One Correct Option](#)
- [MCQ, Multiple Correct Options](#)
- [Pull-down List](#)
- [Shared Option List \(R-Type\)](#)
- [Constructed Response or Oral](#)
- [Point and Click](#)
- [Matching](#)
- [Display-Type](#)
- [Fill in the Blank](#)
- [Enhanced Matching Items](#)
- [Working with the Shape Editor](#)

- How to Work with Enhanced Matching Item Templates
- Example to Explain Enhanced Matching type Item
- Spreadsheet
- External Items
- Compound Items
- Review Items
- Advance an Item
- Modify an Item during Review
- Return an Item
- Review an Item that does not have mandatory Metadata on the Item
- Review an Item with incomplete Asset or an Asset without mandatory Metadata
- Review an item requiring Blueprint Level selection
- Review Items as a Manager
- Item Locking - new topic that describes the variations on automatically vs. manually locking items to prevent other users from making changes to items
- Validate
- Information about an Item
- Validate an Item
- Add Comments
- ExamForm Node Item Metadata tab
- Review Workflow - this topic explains how to enable the new manual item locking feature
- Upload the Blueprint
- Search for Items
- Different Ways to Track Items
- Search Criteria Used for Items in ExamDeveloper
- Search for Items using Language Criteria
- Save Search Criteria
- Examine Items
- Modify an Item
- Work with Enemy Items
- Translate Side by Side functionality
- Edit Properties of Multiple Items
- Items Requiring Language Translation
- Blueprint
- Blueprint Translation using SDL Trados Studio
- Questions
- Formats of Items Uploaded to ExamDeveloper
- Import Items
- Item Translation using SDL Trados Studio