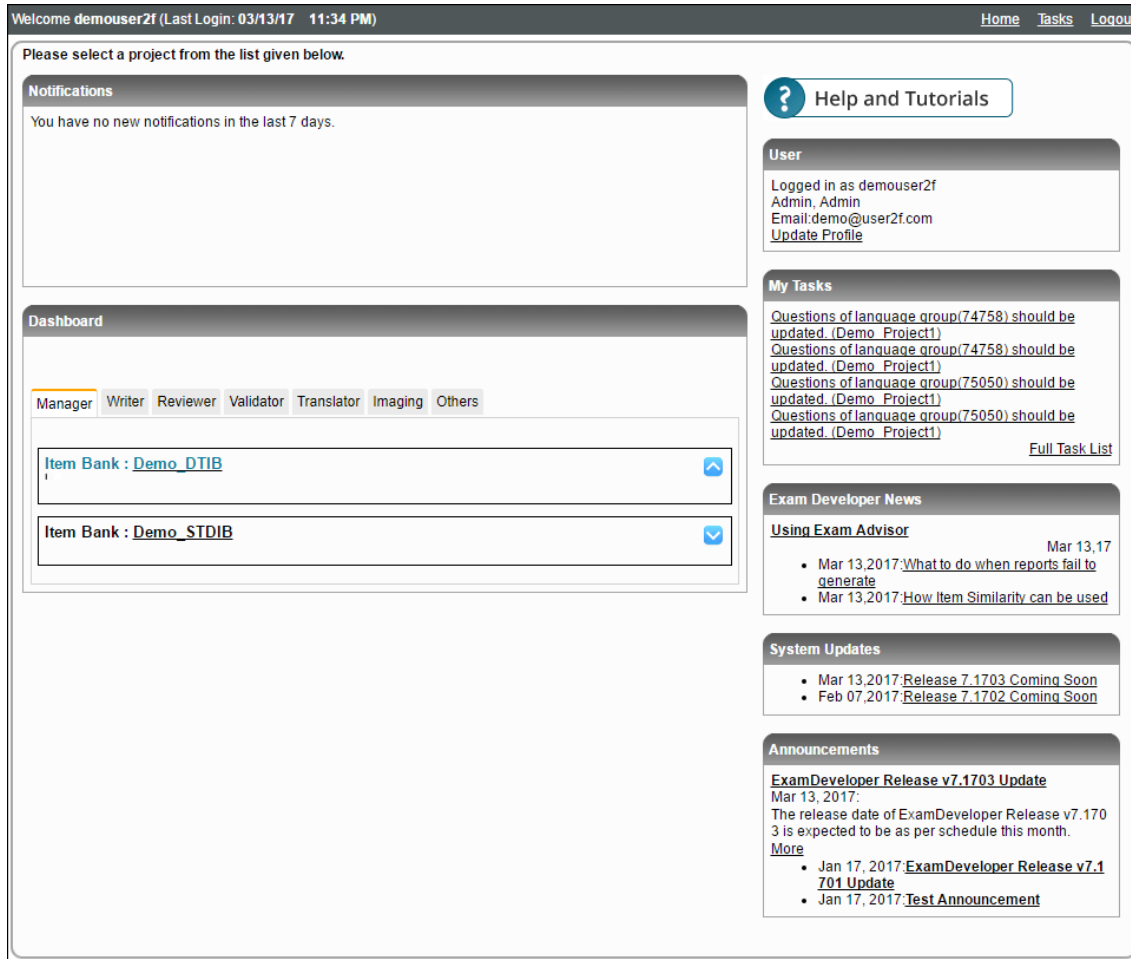


# 1.3 The Homepage

The ExamDeveloper Home page appears after you have logged in. It displays sections with the following information:



Field	Description
<b>Notifications</b>	The Notifications section lists all projects to which you have been assigned along with any rejections or comments to the assets.
<b>Dashboard</b>	The Dashboard section lists all projects for which you have been assigned and tabs for Manager, Writer, Reviewer, Validator, and Imaging, depending on your assigned permissions.
<b>User</b>	<p>The User section displays your login details and email ID. You can update your profile in this space. Refer to <b>Update Your User Profile</b>.</p> <p>This section also allows you to <b>change your password</b>.</p>

## My Tasks

This is a short list of the latest tasks (maximum of 5), across all projects and which project it belongs to, assigned to the user currently logged in. (This is not visible for archived or closed projects).



When a user is part of several projects, all of those projects are visible for the user. In order to avoid confusion, each task assigned to the user has the name of the project appended to its name in parentheses. In the example below, "Questions of language group" is the name of the task, while "Demo\_Project1" is the name of the project with which the task is associated.

Welcome demouser2f (Last Login: 03/13/17 11:34 PM)

Notifications  
You have no new notifications in the last 7 days.

Dashboard  
Project : Demo\_Project1

Manager Writer Reviewer Validator Imaging Others

Item Bank : Demo\_DTIB

Item Bank : Demo\_STDIB

Project	Assigned	Reviewing	Valida
Demo_Project1 (Selected)	10	61	0
Demo_STDIB2	0	2	0

A red arrow points from the text "Project name" to the "(Selected)" part of the "Demo\_Project1 (Selected)" entry in the table.

## ExamDeveloper News

The Exam Developer News section displays news about ExamDeveloper software. Examples include: latest functionality and participation of staff in industry conferences.

## System Updates

The System Updates section displays a breakdown of scheduled updates to the ExamDeveloper application and the time stamp on final execution.

## Announcements

The Announcements section includes details about upcoming events and other relevant project news.


## Show Archive

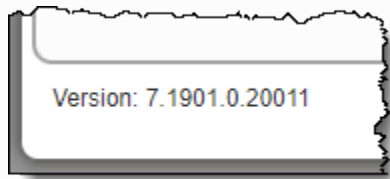
The Show Archive check box, when selected, enables the listing of projects in an Archived state in addition to the other active projects. This check box is not visible when there are no projects in an Archived state.

The screenshot shows a dashboard for 'Project : Demo\_STDIB2'. It includes tabs for 'Manager', 'Writer', 'Reviewer', 'Validator', 'Imaging', and 'Others'. A 'Show Archive' checkbox is checked and circled in red. Below this, there are sections for 'Item Bank : Demo\_DTIB' and 'Item Bank : Demo\_STDIB'. The latter contains a table with the following data:

Project	Assigned
Demo_Project1	10
Demo_STDIB2 (Selected, Inactive)	0

The checkbox for 'Demo\_STDIB2' in the table is also circled in red.

 Your Homepage may differ from this sample image depending on the projects and roles to which you have been assigned.



The Version number is displayed at the bottom-left of the application screen as **MajorVersion.YYMM.ReleaseVersion.BuildNumber**, where YYMM designates the year (last two digits) and the month number when the release occurred. e.g., 7.1901.0.20011 has Major Version: 7, Released in January (month number 1) of the year 2019, Release Version: 0, and Build Number: 20011.

Upon selecting any project in the Dashboard, the menus become visible at the top of the page. You can find additional details in the **Main Menu Features** topic.

