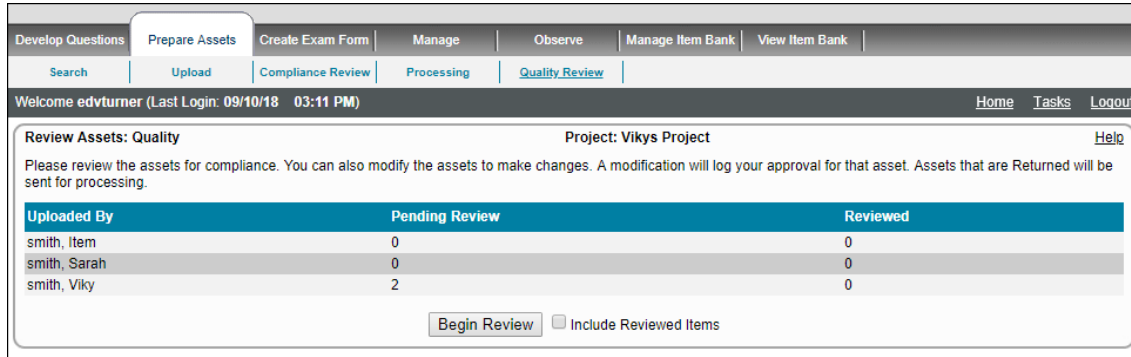


3.3.2.3 Quality Review of an Asset

The **Quality Review** is the third step of review, which is similar to the Compliance Review. The same **Review Summary** page is displayed with the number of assets in queue for Processing Review that have been forwarded from the Compliance Review.

Select the **Prepare Assets Quality Review** menu. The **Review Assets: Quality** page is displayed with the number of assets to be reviewed in the Pending Review column.

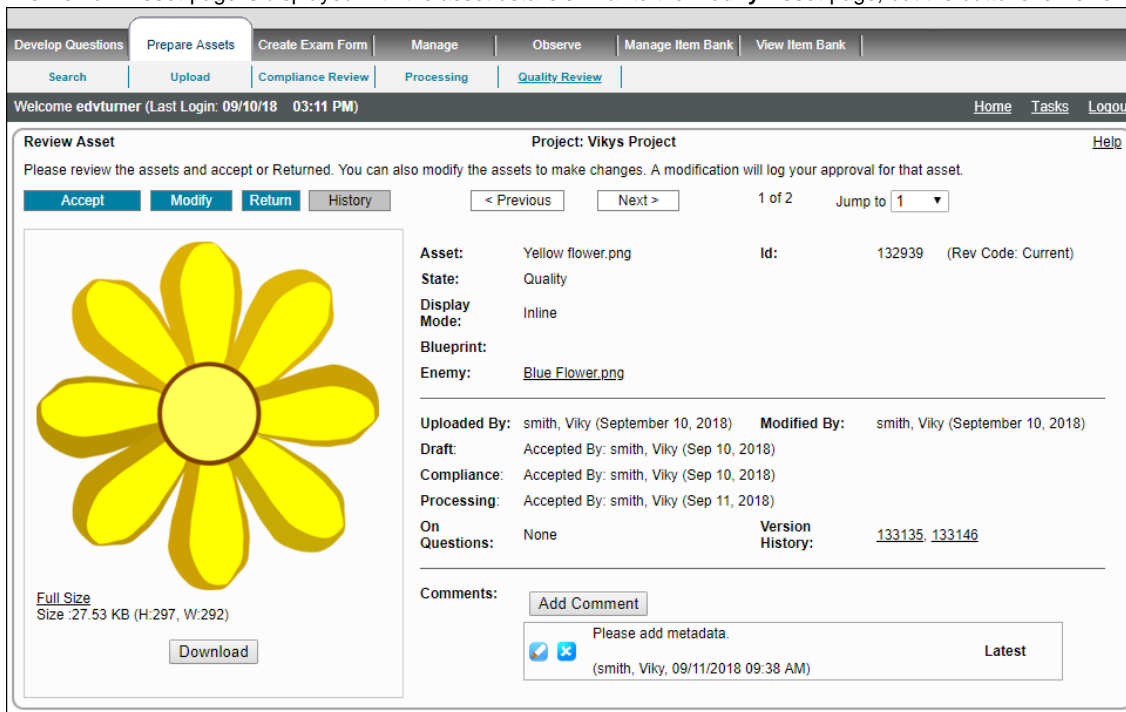


Uploaded By	Pending Review	Reviewed
smith_Item	0	0
smith_Sarah	0	0
smith_Viky	2	0

There is only one difference between the Compliance Review and the Quality review page; the assets *accepted* from Quality Review move to the Completed state and the assets *returned* from Quality Review are assigned the Returned status and are returned to the uploader of the asset for correction.

For more information on reviewing the asset go to the section, **Compliance Review an Asset**.

1. Click the **Begin Review** button to review the assets in the queue for the Quality review.
2. The **Review Asset** page is displayed with the asset details similar to the **Modify Asset** page, but the buttons for review are different.



Asset: Yellow flower.png id: 132939 (Rev Code: Current)
State: Quality
Display Mode: Inline
Blueprint: Blue Flower.png
Uploaded By: smith, Viky (September 10, 2018) Modified By: smith, Viky (September 10, 2018)
Draft: Accepted By: smith, Viky (Sep 10, 2018)
Compliance: Accepted By: smith, Viky (Sep 10, 2018)
Processing: Accepted By: smith, Viky (Sep 11, 2018)
On Questions: None Version History: 133135, 133146

Comments: Add Comment
Please add metadata.
(smith, Viky, 09/11/2018 09:38 AM)

3. Click the **Accept** button to accept the asset and mark it as complete. Once you accept the asset, it moves to the **Completed** state and is available for items and cases.
4. Click the **Previous** button to view the accepted asset. A message in red text notifies you the state of the item has changed and it is no longer available for review.

Develop Questions | **Prepare Assets** | Create Exam Form | Manage | Observe | Manage Item Bank | View Item Bank

Search | Upload | Compliance Review | Processing | **Quality Review**


Welcome edvturner (Last Login: 09/10/18 03:11 PM) [Home](#) [Tasks](#) [Logout](#)

Review Asset Project: Vikys Project [Help](#)

Please review the assets and accept or Returned. You can also modify the assets to make changes. A modification will log your approval for that asset.

The state for this item has changed recently and it is no longer available for review.

[Accept](#) [Modify](#) [Return](#) [History](#)
< Previous Next >
1 of 2 Jump to 1 *



[Full Size](#)
Size :27.53 KB (H:297, W:292)

[Download](#)

Asset: Yellow flower.png **Id:** 132939 (Rev Code: Current)

State: Completed

Display Mode: Inline

Blueprint:

Enemy: [Blue Flower.png](#)

Uploaded By: smith, Viky (September 10, 2018) **Modified By:** smith, Viky (September 10, 2018)

Draft: Accepted By: smith, Viky (Sep 10, 2018)

Compliance: Accepted By: smith, Viky (Sep 10, 2018)

Processing: Accepted By: smith, Viky (Sep 11, 2018)

Quality: Accepted By: smith, Viky (Sep 11, 2018)

On Questions: None **Version History:** [133135](#), [133146](#)

Comments: [Add Comment](#)

Please add metadata.

(smith, Viky, 09/11/2018 09:38 AM) Latest

5. Accept all the remaining assets in the queue. Once the Quality Review is completed, the **Review Summary** page for "Quality" is displayed as it is displayed for Compliance and Processing Review. All the accepted assets are now available as Completed and can be used for the items and cases.

Develop Questions | **Prepare Assets** | Create Exam Form | Manage | Observe | Manage Item Bank | View Item Bank

Search | Upload | Compliance Review | Processing | **Quality Review**

Welcome edvturner (Last Login: 09/10/18 03:11 PM) [Home](#) [Tasks](#) [Logout](#)

Review Assets: Quality Project: Vikys Project [Help](#)

Please review the assets for compliance. You can also modify the assets to make changes. A modification will log your approval for that asset. Assets that are Returned will be sent for processing.

You currently have no remaining assets to review for this project.

Uploaded By	Pending Review	Reviewed
smith, Item	0	0
smith, Sarah	0	0
smith, Viky	0	0

[Begin Review](#) Include Reviewed Items

- i** All actions are the same as that of the Compliance Review user. Assets accepted with enough votes at this stage become Approved i.e., Completed. Assets rejected with enough votes at this stage are Rejected.
- If set to **0**, Assets skip this state entirely and mark all assets as Completed.
 - If set to more than **1**, say **2**, the **Review Summary** page displays a value for **Reviewed**; it displays the number of assets reviewed, and those still waiting for the next votes in order to move forward. The **Include Reviewed Items** is enabled.

w The "Return" button text, "Return" text for button description in the review process explanation paragraph near the top of the page, text of title of the Reject Question Comment box, "Returned", when viewing an already returned asset: State text, Return Comment title text, and "Returned By" text in User details on the **Review Asset** page may appear with different wording, depending on the text provided in the **Return Button** and **Return State Text** settings of the Item Bank's configuration.

In ExamDeveloper versions prior to 1809, these buttons were labeled as **Reject** and **Rejected**. For existing projects after 1809, these buttons will retain whatever you named the Custom Label. If you had Reject and Rejected, that will remain as Reject and Rejected.