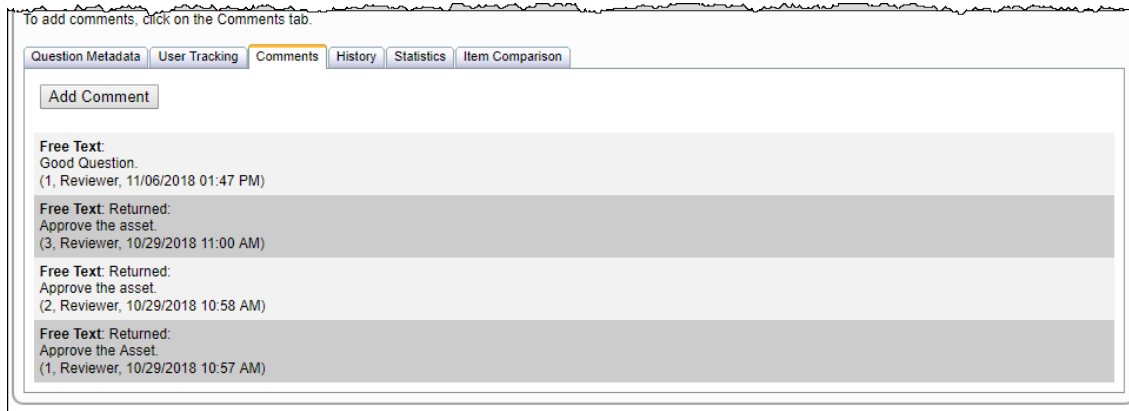
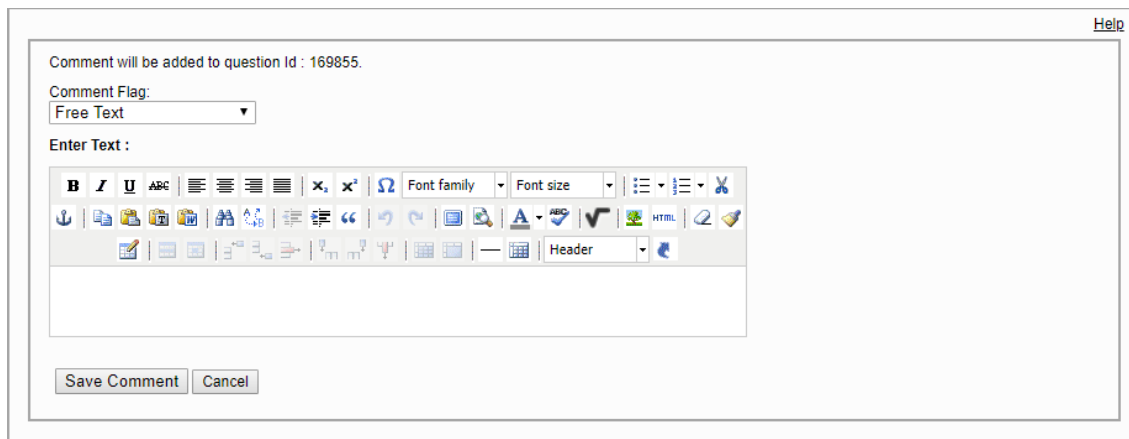


7.4.7 The Comments Tab


The **Comments** tab on the **Observe Questions** page displays the comments related to the item that other users have written. Comments for Advanced and Returned items are prefaced with either **Advanced:** or **Returned:**.




Click **Add Comment**. A pop-up is displayed allowing you to enter text.



This pop-up also lets you select a **Comment Flag** (defines the type of issue) from a drop-down list. After the selection, you can add a table, asset, or text, and format it as well.

 You can also add comments here by simply clicking the **Add Comment** button.

Click **Save Comment** when you are finished entering your comment.

 Comments and **Metadata** tabs are helpful for adding and storing information imported from files outside of ExamDeveloper. Information can be stored below the items by using these tabs.

